





ABSFLU HO™

Hydrophobic PTFE Membrane Filters for the Electronics/ High Flow rate



INDUSTRIES & APPLICATIONS

-  **Electronics** : Process chemicals, Photoresists
-  **Chemicals** : Acids, Bases, Solvents
-  **Battery** : Electrolyte
-  **General** : Vent, Air & Gases

ABSFLU HO™ is a hydrophobic PTFE membrane filter designed for a wide range of aggressive chemicals including acids, bases and solvents in the electronic applications.

ABSFLU HO™ utilizes a high porosity expanded PTFE membrane with high surface area, providing low pressure drop and long filter service life.

FEATURES & BENEFITS

- Reliable particle removal efficiency with lower differential pressure drops
- High capacity reduces processing time and maintenance cost
- 100% flushed with 18MΩ ultrapure water
- 100% integrity tested
- No binders are present to interrupt product quality
- All polypropylene construction provides excellent chemical compatibility and very low level of extractables
- Prewet options available
- Available in a wide range of end styles and micron ratings

TECHNICAL DATA

Nominal Dimensions

- Cartridge 68Ø**
- Length : 250, 500, 750, 1000 mm
- Inner Diameter : 30 mm
- Outer Diameter : 68 mm



Flux series from FLUX I to FLUX V



* For details, see the Appendix I - Cartridge Filter Types

Capsule series CAP I and CAP II



* For details, see the Appendix II – Capsule Filter Types

Materials of Construction

- **Filtration Media** : Hydrophobic PTFE (Polytetrafluoroethylene)
- **Support Media** : Polypropylene
- **Inner Core** : Polypropylene
- **Outer Cage** : Polypropylene
- **End Caps** : Polypropylene
- **Shell** : Polypropylene
- **O-rings / Gaskets** : Silicone, EPDM, Viton, TEV

Max. Operating Temperature

- Cartridge : 80°C (176°F)
- Capsules : 60°C (140°F)

Max. Operating Forward Differential Pressure

- 4 bard (58.0 psid) at 20 °C
- 3 bard (43.5 psid) at 40 °C
- 2 bard (29.0 psid) at 60 °C
- 1 bard (14.5 psid) at 80 °C

Recommended Change Out Differential Pressure

- 2 bard (29.0 psid)

Nominal Pore Sizes

- 0.05, 0.1, 0.2 µm

Pre-Flush

Pre-flushed with 18 MΩ UPW at 10LPM for 5min

Pre-Wet (Optional)

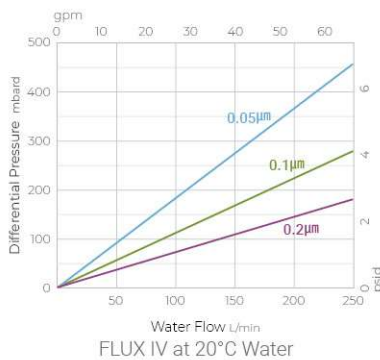
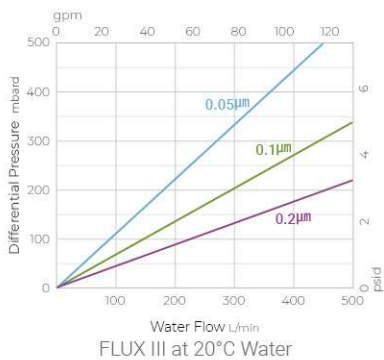
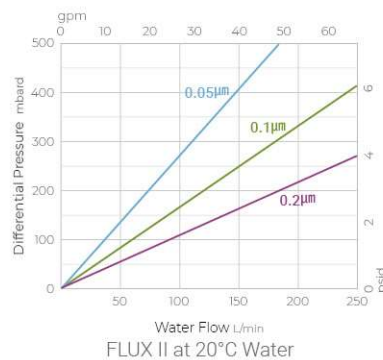
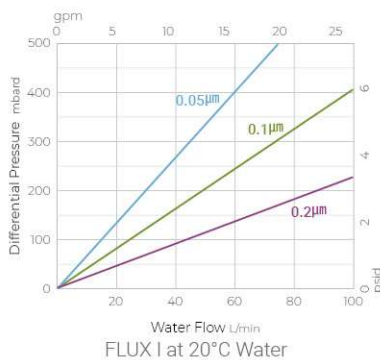
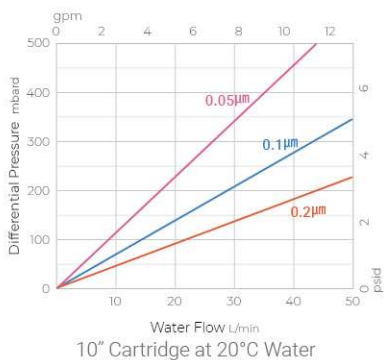
Pre-wetted with 18 MΩ UPW

Filtration Area

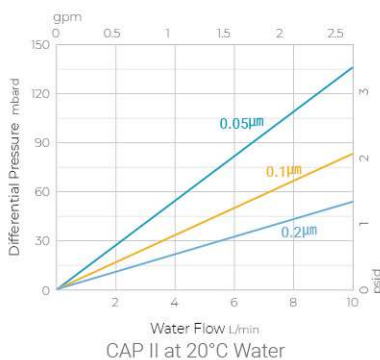
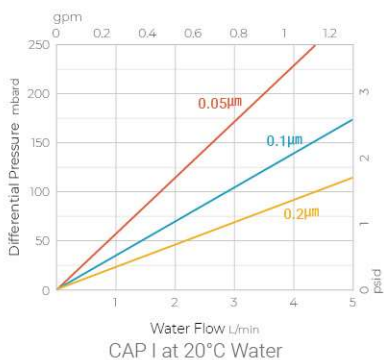
- Cartridge 68Ø : 0.7 m² / 10 inch
- FLUX I : 1.2 m² / 10 inch
- FLUX II : 2.9 m² / 10 inch
- FLUX III : 6.9 m² / 20 inch
- FLUX IV : 4.3 m² / 20 inch
- CAP I : 0.14 m² / unit
- CAP II : 0.34 m² / unit

TYPICAL CLEAN WATER FLOW

CARTRIDGE & FLUX



CAP



ABSFIL

ORDERING INFORMATION

CARTRIDGES

① THO	② 001	③ C7	P	④ S	⑤ 10	⑥ G
MICRON RATING		END STYLE		SEALS	LENGTH	OPTION
P05 : 0.05µm P10 : 0.1µm P20 : 0.2µm		C1 : DOE C2 : 226Lock/FLAT C3 : c222/cFLAT E3 : 222/FLAT C7 : 226Lock/FIN E8 : 222/FIN		S : Silicone E : EPDM V : Viton F : TEV	10 : 250mm 20 : 500mm 30 : 750mm 40 : 1,000mm 1E : 254mm 2E : 508mm 3E : 762mm 4E : 1,016mm	Blank : Standard F : UPW Flush G : UPW Flush & IT test

FLUX SERIES

① F1	② THO	③ 001	④ C2	P	⑤ S	⑥ 10	⑦ F																											
FILTER TYPE	MICRON RATING		END STYLE		SEALS	LENGTH		OPTION																										
F1 : FLUX I F2 : FLUX II F3 : FLUX III F4 : FLUX IV	P05 : 0.05µm P10 : 0.1µm P20 : 0.2µm		<table border="1"> <thead> <tr> <th>TYPE</th> <th>CODE</th> </tr> </thead> <tbody> <tr> <td rowspan="2">FLUX I</td> <td>C2 : 226/FLAT</td> </tr> <tr> <td>C3 : 222/FLAT</td> </tr> <tr> <td rowspan="2">FLUX II</td> <td>2R : Standard O-Ring</td> </tr> <tr> <td>2U : U-CUP Ring</td> </tr> <tr> <td rowspan="2">FLUX III</td> <td>3R : Standard O-Ring</td> </tr> <tr> <td>3U : U-CUP Ring</td> </tr> <tr> <td>FLUX IV</td> <td>4S : Standard O-Ring</td> </tr> </tbody> </table>		TYPE	CODE	FLUX I	C2 : 226/FLAT	C3 : 222/FLAT	FLUX II	2R : Standard O-Ring	2U : U-CUP Ring	FLUX III	3R : Standard O-Ring	3U : U-CUP Ring	FLUX IV	4S : Standard O-Ring	S : Silicone E : EPDM V : Viton F : TEV	<table border="1"> <thead> <tr> <th>TYPE</th> <th>CODE</th> </tr> </thead> <tbody> <tr> <td>FLUX I</td> <td></td> </tr> <tr> <td>FLUX II</td> <td>10 : 10"</td> </tr> <tr> <td>FLUX V</td> <td></td> </tr> <tr> <td>FLUX III</td> <td>20 : 20"</td> </tr> <tr> <td rowspan="2">FLUX IV</td> <td>40 : 40"</td> </tr> <tr> <td>60 : 60"</td> </tr> </tbody> </table>		TYPE	CODE	FLUX I		FLUX II	10 : 10"	FLUX V		FLUX III	20 : 20"	FLUX IV	40 : 40"	60 : 60"	Blank : Standard F : UPW Flush G : UPW Flush & IT test
TYPE	CODE																																	
FLUX I	C2 : 226/FLAT																																	
	C3 : 222/FLAT																																	
FLUX II	2R : Standard O-Ring																																	
	2U : U-CUP Ring																																	
FLUX III	3R : Standard O-Ring																																	
	3U : U-CUP Ring																																	
FLUX IV	4S : Standard O-Ring																																	
TYPE	CODE																																	
FLUX I																																		
FLUX II	10 : 10"																																	
FLUX V																																		
FLUX III	20 : 20"																																	
FLUX IV	40 : 40"																																	
	60 : 60"																																	

CAPSULE SERIES

① C1	② THO	③ 001	④ S6	P	⑤ S	⑥ 1S	⑦ G
FILTER TYPE	END STYLE			SEALS	LENGTH		OPTION
C1 : CAP I C2 : CAP II	TYPE	CODE	In/Out Connection		Vent / Drain	TYPE	
MICRON RATING	S6		1/4" Swagelok	1/8" Swagelok	X : NA S : Silicone E : EPDM V : Viton F : TEV	CAP 1	1S : Standard
P05 : 0.05µm P10 : 0.1µm P20 : 0.2µm	N6		1/4" NPT			CAP 2	2S : Standard
	CAP 1	F3	1/8" Flaretek	1/8" NPT			
		F9	3/8" Flaretek				
		P6	1/4" Super Pillar	1/8" Luer			
		CL	CL	NA			
	CAP 2	F9	3/8" Flaretek				
		FE	1.5" Ferrule	1/4" Hose Barb			